



WELCOME TO

Heritage Wealth Management

Adviser Login:

[LOGIN](#)

Client Login:

[LOGIN](#)



Heritage Financial Services

Newnham House, 90A Pyle Street, Newport, Isle of Wight PO30 1UJ • Tel: 01983 527111 • Fax: 01983 528111 • Email: info@heritage-financial.co.uk



Ask yourself these questions. Do you know:

- **The total value of your pensions, investments and savings today?**
- **Your ideal asset allocation?**
- **What your current overall asset allocation is today?**
- **How much tax you pay on your investments and savings?**
- **The charges on your pensions, investments and savings?**

If not, we should talk.

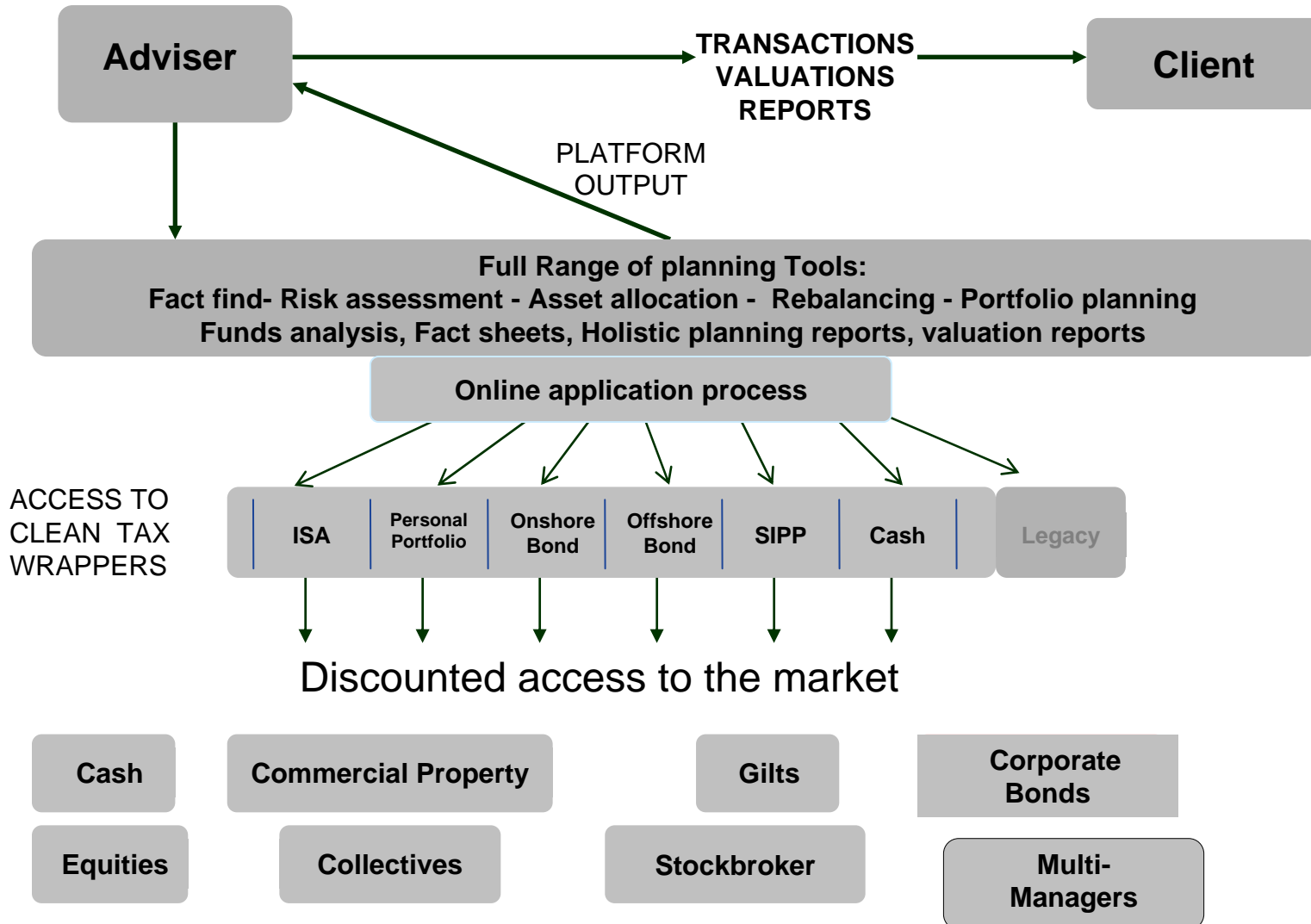


Heritage Wealth Management

- **A more effective means of managing assets**
- **On-line service which enables the consolidation and view of all assets and liabilities in one place**
 - **Real time valuations allowing the tracking of investments**
 - **Discounts on fund managers charges**
 - **No initial charge and no switch charge**
 - **Ability to manage the tax on a portfolio efficiently**
 - **Wide range of investment options in the appropriate tax wrappers**
 - **Transparency of a simple charging structure**
 - **Full income flexibility**
 - **Minimises the paperwork involved with holding a diverse portfolio**
- **Investment tools and functionality ensuring that investment strategy is appropriate and monitored**
 - **Regular reviews with high quality reporting**
 - **Fund based and family discounts**



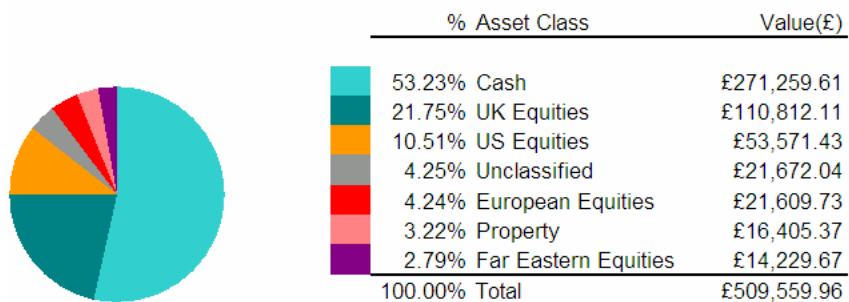
Heritage Wealth Management



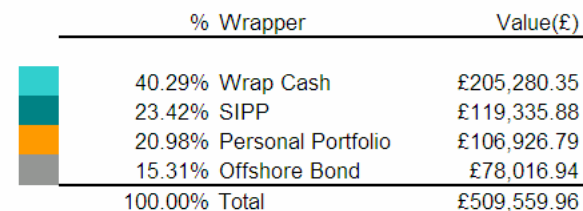


Current Portfolio Summary
 Client Name: Sally Jones
 Valued at: Friday 5 Feb, 2010

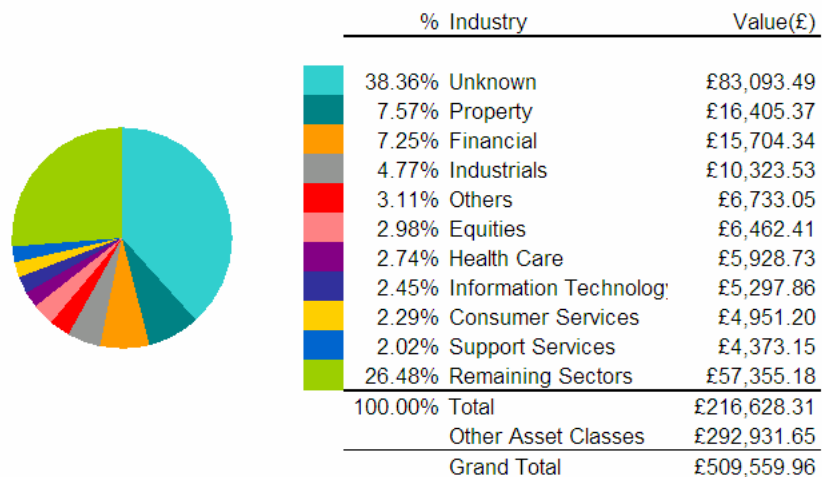
Asset Allocation



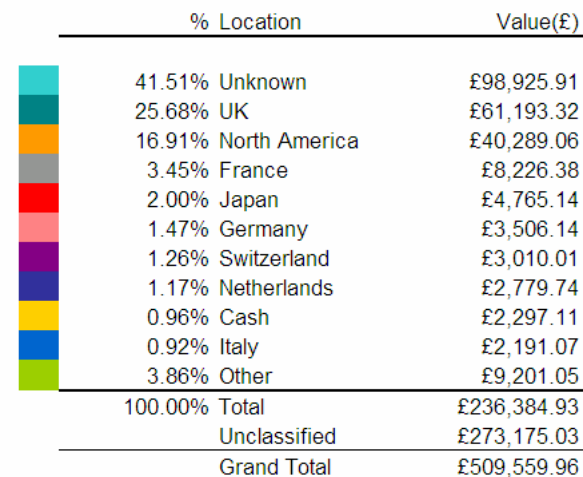
Tax Wrapper Allocation



Equity Industry Exposure



Geographical Allocation





Current Portfolio Valued at Friday 5 Feb, 2010

Client Name: Sally Jones

Client Adviser: Demo Advisor for HJPWM

Client Code: WP1071864

	Tax Wrapper	Total Quantity	Avg. Cost (Local)	Price (local)	Market Price (£)	Total Cost (£)	Market Value (£)	% of Total (£)
GBP CASH (CUSTOIMIXED CONTRIBUTION TO OTHER	Personal Portfolio	41,097.08					41,097.08	8.07%
GBP CASH (CUSTODY)	Offshore Bond	7,010.21					7,010.21	1.38%
GBP CASH (CUSTODY)	SIPP	17,871.97					17,871.97	3.51%
GBP CASH (CUSTODY)	Wrap Cash	205,280.35					205,280.35	40.29%
Totals for Cash (£)							271,259.61	53.23%

European Equities

KA51.LN	CAZENOVE EUROPEAN B ACC	SIPP	1,418.61	2.4672	3.9390	3.94	3,500.00	5,587.90	1.10%
KA51.LN	CAZENOVE EUROPEAN B ACC	Personal Portfolio	627.20	2.3916	3.9390	3.94	1,500.00	2,470.52	0.48%
KA51.LN	CAZENOVE EUROPEAN B ACC	Offshore Bond	1,029.12	2.5264	3.9390	3.94	2,600.00	4,053.71	0.80%
N203.LN	NEW STAR EUROPEAN GROWTH R	Offshore Bond	3,131.13	.6643	1.0290	1.03	2,080.00	3,221.93	0.63%
N203.LN	NEW STAR EUROPEAN GROWTH R	SIPP	4,240.35	.6603	1.0290	1.03	2,800.00	4,363.32	0.86%
N203.LN	NEW STAR EUROPEAN GROWTH R	Personal Portfolio	1,858.45	.6457	1.0290	1.03	1,200.00	1,912.34	0.38%
Totals for European Equities (£)							13,680.00	21,609.73	4.24%

Far Eastern Equities

KV86.LN	ABERDEEN ASIA PACIFIC & JAPAN A ACC	Personal Portfolio	1,772.27	.6771	1.0690	1.07	1,200.00	1,894.56	0.37%
KV86.LN	ABERDEEN ASIA PACIFIC & JAPAN A ACC	SIPP	3,989.23	.7019	1.0690	1.07	2,800.00	4,264.48	0.84%
KV86.LN	ABERDEEN ASIA PACIFIC & JAPAN A ACC	Offshore Bond	2,886.97	.7205	1.0690	1.07	2,080.00	3,086.17	0.61%
ND13.LN	MARTIN CURRIE JAPAN A	Offshore Bond	1,398.80	1.1152	1.1600	1.16	1,560.00	1,622.61	0.32%
ND13.LN	MARTIN CURRIE JAPAN A	Personal Portfolio	858.78	1.0480	1.1600	1.16	900.00	996.18	0.20%
ND13.LN	MARTIN CURRIE JAPAN A	SIPP	2,039.37	1.0297	1.1600	1.16	2,100.00	2,365.67	0.46%
Totals for Far Eastern Equities (£)							10,640.00	14,229.67	2.79%



Portfolio

- Summary
- Detail
- Cash

Client Details

Portfolio - Summary

Jack Harris - WP1073993

As At:

Select view:

Investment Summary [View Tax Wrapper Summary](#)

Include Legacy:

Account Name: Jack Harris

Email: jharris@pcworld.com

Contact Name: Jack Harris

Home Phone: 01415558899

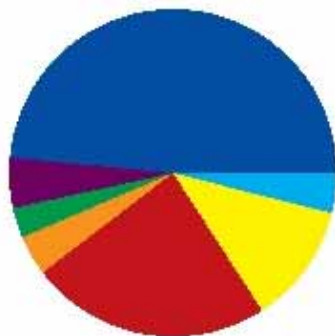
Adviser: Demo Advisor for HERITAGEFS

Work Phone: 015066332211

Account Type: Individual

Mobile Phone: 07702852369

Company: Heritage Wealth Management Service



Asset	Current	Value
Investment Assets		
Money Market Instruments (including cash)	48.71%	£271,259.61
European Equities	4.75%	£26,427.19
Far Eastern Equities	3.13%	£17,432.20
Property	3.61%	£20,084.92
UK Equities	24.10%	£134,228.23
US Equities	11.81%	£65,785.52
Unclassified	3.89%	£21,672.04
Total	100%	£556,889.71



Portfolio

- Summary
- Detail
- Cash

Client Details

Portfolio - Summary

Jack Harris - WP1073993

As At:

Select view:

[View Investment Summary](#) [Tax Wrapper Summary](#)

Include Legacy:

Account Name: Jack Harris

Email: jharris@pcworld.com

Contact Name: Jack Harris

Home Phone: 01415558899

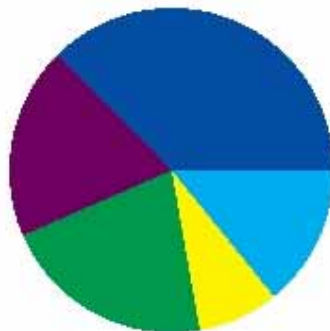
Adviser: Demo Advisor for HERITAGEFS

Work Phone: 015066332211

Account Type: Individual

Mobile Phone: 07702852369

Company: Heritage Wealth Management Service



Product Wrapper	Location*	%	Value
Investment Assets			
Wrap Cash	Wrap	36.86%	£205,280.35
Personal Portfolio	Wrap	19.20%	£106,927.00
SIPP	Wrap	21.43%	£119,336.36
ISA Stocks & Shares	Wrap	0.00%	£0.00
ISA Cash	Wrap	0.00%	£0.00
Onshore Bond	Wrap	8.50%	£47,328.71
Offshore Bond	Wrap	14.01%	£78,017.29
Total		100%	£556,889.71



Portfolio

Summary
Detail
Cash

Client Details

Portfolio - Detail

Jack Harris - WP1073993

As At: Select view: [Investment Summary](#) [View Tax Wrapper Summary](#)Include Legacy: **Money Market Instruments (including cash)**

Instrument Code	Description	Quantity	Location	Unit Cost (GBP)	Price (GBP)	% of Portfolio	Cost (GBP)	MV (GBP)	Fact Sheet
GBPCash	GBP Cash	271,259.6100	Wrap	1.0000	1.0000	48.71%	£271,259.61	£271,259.61	-
TOTAL:						48.71%	£271,259.61	£271,259.61	

European Equities

Instrument Code	Description	Quantity	Location	Unit Cost (GBP)	Price (GBP)	% of Portfolio	Cost (GBP)	MV (GBP)	Fact Sheet
N203.LN	New Star European Growth R	11,270.7394	Wrap	0.6566	1,0290	2.08%	£7,400.00	£11,597.59	
KA51.LN	Cazenove European B Acc	3,764.8132	Wrap	2,4570	3,9390	2.66%	£9,250.00	£14,829.60	
TOTAL:						4.75%	£16,650.00	£26,427.19	

Far Eastern Equities

Instrument Code	Description	Quantity	Location	Unit Cost (GBP)	Price (GBP)	% of Portfolio	Cost (GBP)	MV (GBP)	Fact Sheet
ND13.LN	Martin Currie Japan A	5,258.1087	Wrap	1,0555	1,1600	1.10%	£5,550.00	£6,099.41	
KV86.LN	Aberdeen Asia Pacific & Japan A Acc	10,601.3043	Wrap	0,6980	1,0690	2.04%	£7,400.00	£11,332.79	
TOTAL:						3.13%	£12,950.00	£17,432.20	

Property

Instrument Code	Description	Quantity	Location	Unit Cost (GBP)	Price (GBP)	% of Portfolio	Cost (GBP)	MV (GBP)	Fact Sheet
HY03.LN	Henderson Hrzon Pn Eurpn Prop A2Acc	761.9935	Wrap	21,8506	26,3584	3.61%	£13,014.21	£20,084.92	



Portfolio

Summary
Detail
Cash

Client Details

Portfolio - Detail

Jack Harris - WP1073993

As At: 10/05/2010

GO

Select view: Wrap View

[View Investment Summary](#) [Tax Wrapper Summary](#)

Include Legacy: No

Wrap Cash

Instrument Code	Description	Quantity	Location	Cost (GBP)	Price (GBP)	% of Portfolio	Cost (GBP)	MV (GBP)	
GBPCash	GBP Cash	205,280.3500	Wrap	1.0000	1.0000	36.86%	£205,280.35	£205,280.35	-
TOTAL:						36.86%	£205,280.35	£205,280.35	

Personal Portfolio

Instrument Code	Description	Quantity	Location	Cost (GBP)	Price (GBP)	% of Portfolio	Cost (GBP)	MV (GBP)	
GBPCash	GBP Cash	41,097.0800	Wrap	1.0000	1.0000	7.38%	£41,097.08	£41,097.08	-
KA51.LN	Cazenove European B Acc	627.1952	Wrap	2.3916	3.9390	0.44%	£1,500.00	£2,470.52	
N203.LN	New Star European Growth R	1,858.4482	Wrap	0.6457	1.0290	0.34%	£1,200.00	£1,912.34	
KV86.LN	Aberdeen Asia Pacific & Japan A Acc	1,772.2745	Wrap	0.6771	1.0690	0.34%	£1,200.00	£1,894.56	
ND13.LN	Martin Currie Japan A	858.7786	Wrap	1.0480	1.1600	0.18%	£900.00	£996.18	
HY03.LN	Henderson Hrzon Pn Eurpn Prop A2Acc	129.5206	Wrap	20.8461	26.3584	0.61%	£2,110.41	£3,413.95	
VOD.LN	Vodafone Group Plc	3,676.0000	Wrap	1.3600	1.7580	1.16%	£4,999.36	£6,462.41	-
MG37.LN	M&G UK Select A Acc	218.7247	Wrap	10.9727	17.0693	0.67%	£2,400.00	£3,733.48	
NH01.LN	New Star UK Alpha R	3,586.3718	Wrap	0.6692	1.0270	0.66%	£2,400.00	£3,683.20	
KR44.LN	Cazenove UK Growth & Income B Acc	945.9459	Wrap	1.3875	1.9538	0.33%	£1,312.50	£1,848.19	
SL57.LN	Stan Life Inv UK Smaller Cos R	1,537.1477	Wrap	1.1710	2.2320	0.62%	£1,800.00	£3,430.91	
MG52.LN	M&G Recovery A Acc	641.3944	Wrap	1.2794	2.1824	0.25%	£820.60	£1,399.78	